

# MONIER GEORGIAN CONCRETE TILES

## PRODUCT TECHNICAL STATEMENT

### 01. Introduction

Monier Georgian Concrete Roof Tiles combine a richly textured finish with modern day materials to create a classic and enduring flat shingle look.

Further technical resources are provided at [monier.co.nz/Technical](http://monier.co.nz/Technical).



### 02. Building Code Compliance

When installed according to the manufacturer's instructions, Monier Georgian Concrete Roof Tiles will meet the following provision of the New Zealand Building Code:

- » Clause B2 Durability
- » Clause E2 External Moisture

### 03. Scope of Use and Limitations

Specific design requirements for Georgian Tiles:

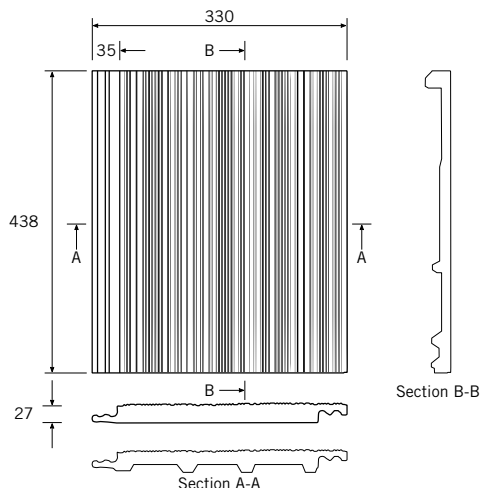
- » Minimum roof pitch 20°
- » Underlay is required on all installations
- » Maximum rafter length varies with roof pitch as follows:

Roof Pitch	Max. Rafter Length (m)	Roof Pitch	Max. Rafter Length (m)	Roof Pitch	Max. Rafter Length (m)
20°	4.5	27°	8.0	34°	11.5
21°	5.0	28°	8.5	35°	12.0
22°	5.5	29°	9.0	36°	12.5
23°	6.0	30°	9.5	37°	13.0
24°	6.5	31°	10.0	38°	13.5
25°	7.0	32°	10.5	39°	14.0
26°	7.5	33°	11.0	40°	14.5

Please refer to the Design Guide available at [monier.co.nz/Technical](http://monier.co.nz/Technical) for further information regarding:

- » Wind and Terrain Categories
- » Rafter and truss spacings and batten requirements
- » Batten installing requirements

### 04. Product Details



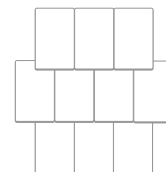
**Approximate Coverage**  
10.6 tiles per m<sup>2</sup>

**Dimensions (Nominal)**  
Length 438mm  
Width 330mm

**Mass (Weight)**  
Per tile: 5.0kg  
Per m<sup>2</sup>: 53kg (100mm lap)

**Head Lap**  
Minimum Head lap is 100mm.  
This may increase according to setout, however head lap should not exceed 110mm.

**Recommended Bond**  
Cross Bond



## 05. Consenting Instructions

When consenting, it should be verified that the designer has assessed:

- » Fixing and underlay requirements with regard to Wind and Terrain categories
- » Batten sizes relative to rafter spacings
- » Maximum rafter length for the roof pitch

Detailed guidance is provided in the Design Guide available at [monier.co.nz/Technical](http://monier.co.nz/Technical).

## 06. Standards

Tiles are manufactured to AS 2049 / NZS 4206.

## 07. Installation

Monier Roofing provides an in-house supply and install tile service in the Auckland, Hamilton & Tauranga regions, and a nationwide service by way of a highly experienced and qualified reseller network to ensure your tiles are installed professionally and to the appropriate standard.

Detailed guidance/further information is provided in the Installation Guide available at [monier.co.nz/Technical](http://monier.co.nz/Technical).

## 08. Maintenance

Monier Georgian Roof Tiles are structurally guaranteed to perform their function for 50 years and are a low maintenance roof cladding option.

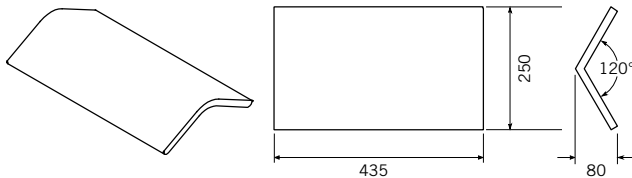
Caution should be exercised by any persons needing to access the roof once it is installed.

Details regarding access and recommended maintenance are provided at [monier.co.nz/Maintenance](http://monier.co.nz/Maintenance).



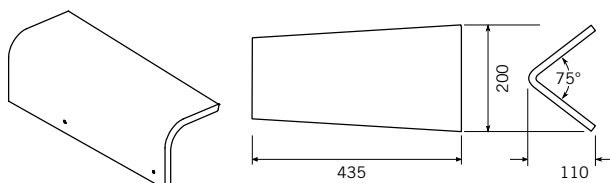
## 09. Accessories

Ridge Tile



Length (mm)	Width (mm)	Height (mm)	Angle(°)	Weight (kg)
435	250	80	120	3.4

Tapered Barge Tile



Length (mm)	Width (mm)	Height (mm)	Angle(°)	Weight (kg)
435	200	110	75	4.3