


MONIER ELEMENTAL SLATE TILES

PRODUCT TECHNICAL STATEMENT

01. Introduction

The Monier Elemental Slate Roof Tile combines the authenticity of natural slate with all the benefits of a lightweight structural roofing system. Slate is available in six made-to-order, popular colours.

Request a copy of the Elemental Technical Manual by contacting Monier; monier@csr.co.nz



02. Building Code Compliance

When installed according to the manufacturer's instructions, Monier Elemental Slate Roof Tiles will meet the following provisions of the New Zealand Building Code:

- » Clause B2 Durability
- » Clause E2 External Moisture

03. Scope of Use and Limitations

Specific Design requirements for Monier Elemental Slate Roof Tiles:

- » Minimum roof pitch 15°
- » Underlay is required on all installations in accordance with CodeMark
- » Maximum rafter length varies with roof pitch as follows:

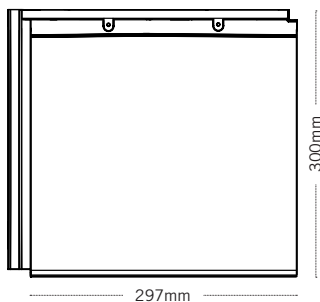
Roof Pitch	Max. Rafter Length (m)	Roof Pitch	Max. Rafter Length (m)	Roof Pitch	Max. Rafter Length (m)
15°	4.5	22°	8.0	29°	11.5
16°	5.0	23°	8.5	30°	12.0
17°	5.5	24°	9.0	31°	12.5
18°	6.0	25°	9.5	32°	13.0
19°	6.5	26°	10.0	33°	13.5
20°	7.0	27°	10.5	34°	14.0
21°	7.5	28°	11.0	35°	14.5

For further information regarding;

- » Wind and Terrain Categories
- » Rafter and truss spacings and batten requirements
- » Batten installation requirements and more

Request a copy of the Monier Elemental Technical Manual — monier@csr.co.nz

04. Product Details



Approximate Coverage

14.8 tiles per m²
(@ 240mm gauge)

Dimensions (Nominal)

Length 300mm
Width 330mm (297mm cover)

Mass (Weight)

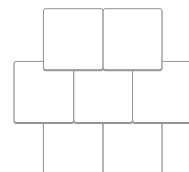
Per tile: 0.85kg
Per m²: 12.6kg
(@ 240mm gauge)

Head Lap

100mm (15°–20° pitch)
75mm (21°–24° pitch)
55mm (25°+ pitch)

Recommended Bond

Cross Bond



05. Consenting Instructions

When consenting, it should be verified that the designer has assessed:

- » Fixing and underlay requirements with regard to wind and Terrain categories
- » Batten sizes relative to rafter spacings
- » Maximum rafter length for the roof pitch

Detailed guidance is provided in the Elemental Technical Manual. Request your copy — monier@csr.co.nz

07. Installation

Detailed guidance is provided in the Elemental Technical Manual. Request your copy — monier@csr.co.nz

06. Standards

Tiles are manufactured to CodeMark Licence No. 30073 and satisfy requirements of AS 2049 / NZS 4206, AS 4046.1 to AS 4046.7 and AS 4046.9.



08. Maintenance

Monier Elemental Slate Roof Tiles are structurally guaranteed to perform their function for 30 years and are a low maintenance roof cladding option.

Caution should be exercised by any persons needing to access the roof once it is installed.

Details regarding access and recommended maintenance are provided at monier.co.nz/Roofing-Information/Protecting-and-maintaining-your-roof.

